

FEATURES:

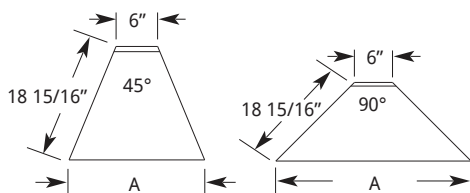
- 304 Stainless Steel Backsplash, Top, Sides and Front Apron
- 6" Tall Backsplash with 1 3/4" Turnback
- Designed to Attach to Adjacent Units (No Legs)
- Custom Sizes and Shapes Available

MODEL NUMBERS:

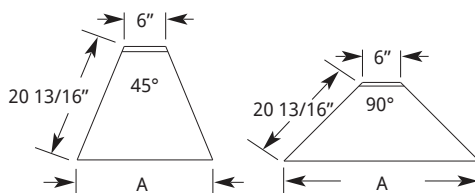
Description	Model	Model	Model
Front	SDFSF (45, 90)	SKFSF (45, 90)	CLFSF (45, 90)
Rear	SDFSFR (45, 90)	SKFSFR (45, 90)	CLFSR (45, 90)
Corner	SDDC90FS	SKDC90FS	CLDC90FS
6" Spacer	SDSP6	SKSP6	
6" Spacer w/Chase	SDSP6-CH	SKSP6-CH	
6" Soda Gun Holder	SDSP6-SGH	SKSP6-SGH	CLSP6-SGH

FILLER SECTIONS

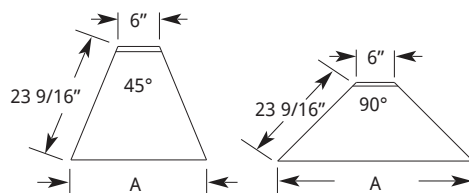
FRONT:



Model	A
SDFSF45	20 1/2"
SDFSF90	32 13/16"



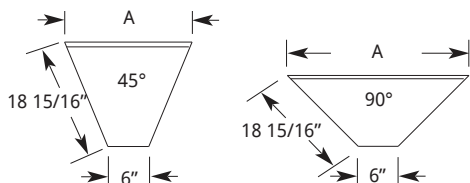
Model	A
SKFSF45	21 15/15"
SKFSF90	35 7/16"



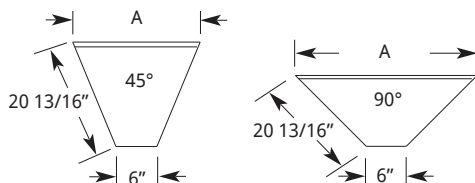
Model	A
CLFSF45	24 1/32"
CLFSF90	39 11/32"

1 3/4" Turnback Backsplash

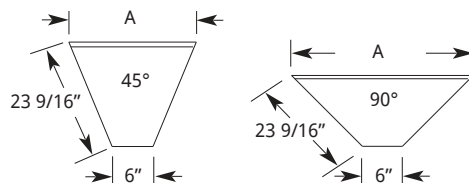
REAR:



Model	A
SDFSF45	20 1/2"
SDFSF90	32 13/16"



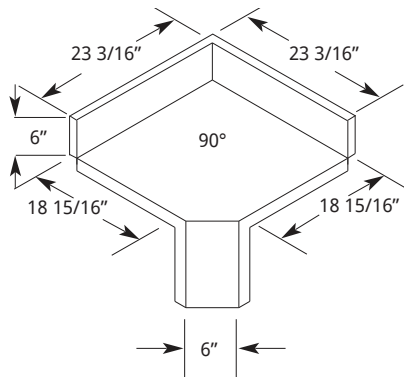
Model	A
SKFSF45	21 15/15"
SKFSF90	35 7/16"



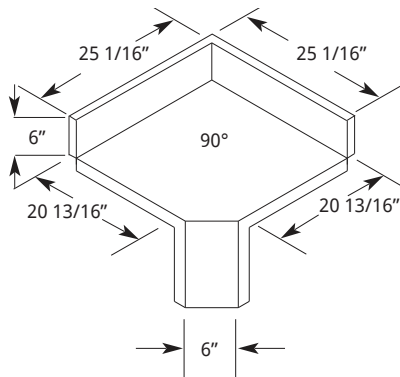
Model	A
CLFSF45	24 1/32"
CLFSF90	39 11/32"

1 3/4" Turnback Backsplash

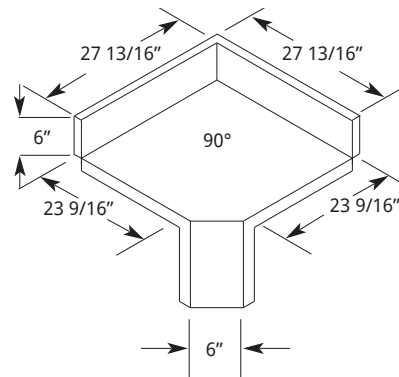
CORNER:



1 3/4" Turnback Backsplash

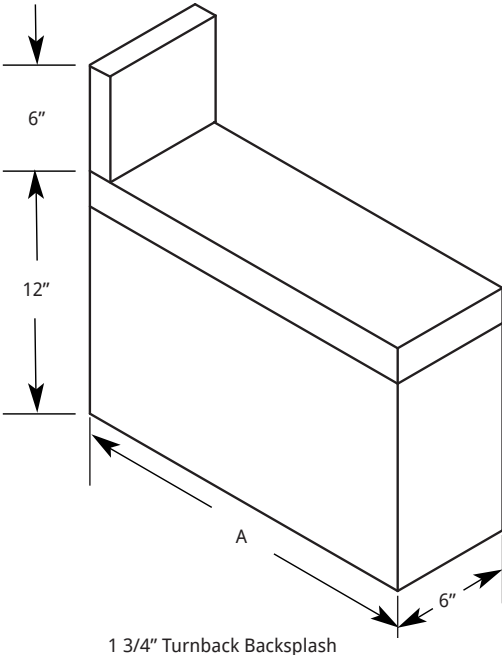


1 3/4" Turnback Backsplash



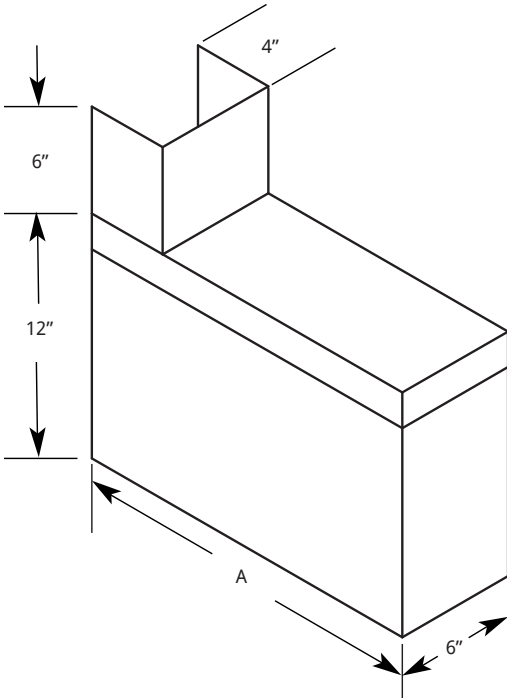
1 3/4" Turnback Backsplash

CHASES



Model	A
SDSP6	19"

Model	A
SKSP6	21 1/4"

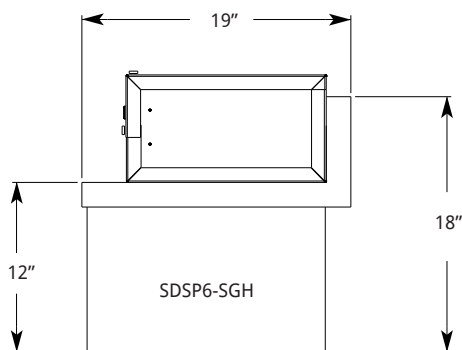


Model	A
SDSP6-CH	19"

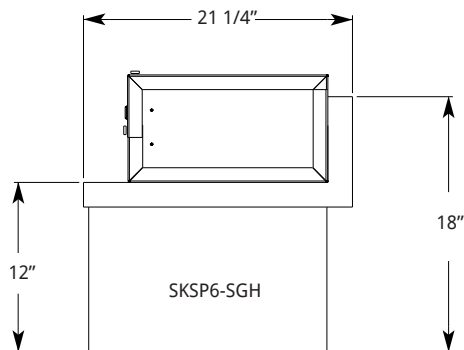
Model	A
SKSP6-CH	21 1/4"

SODA GUN HOLDERS

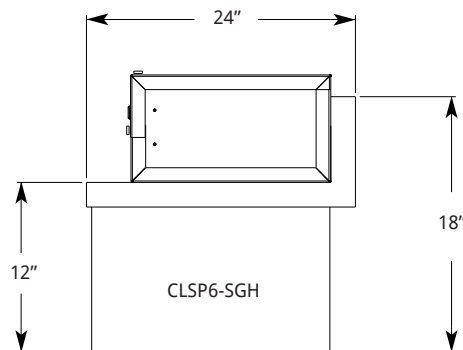
SIDE VIEW:



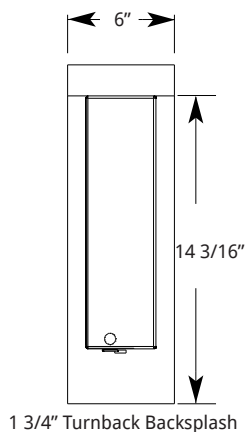
SIDE VIEW:



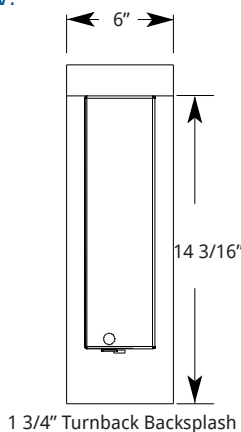
SIDE VIEW:



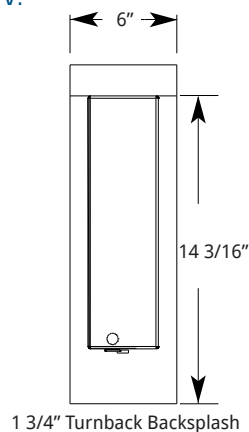
TOP VIEW:



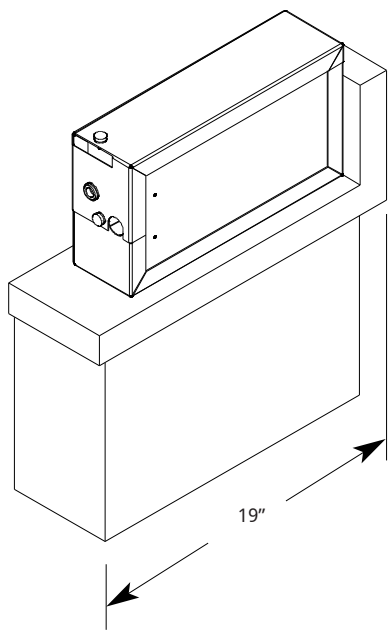
TOP VIEW:



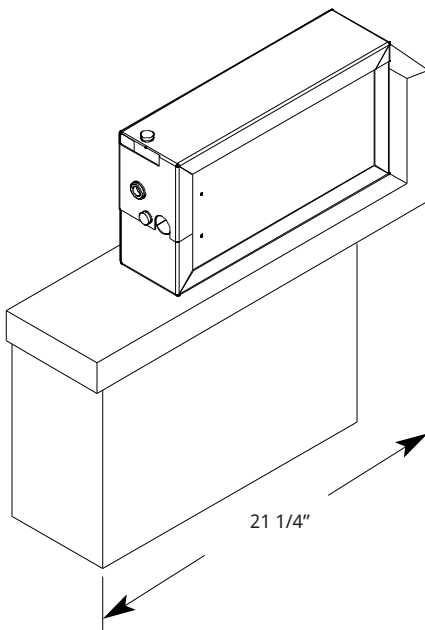
TOP VIEW:



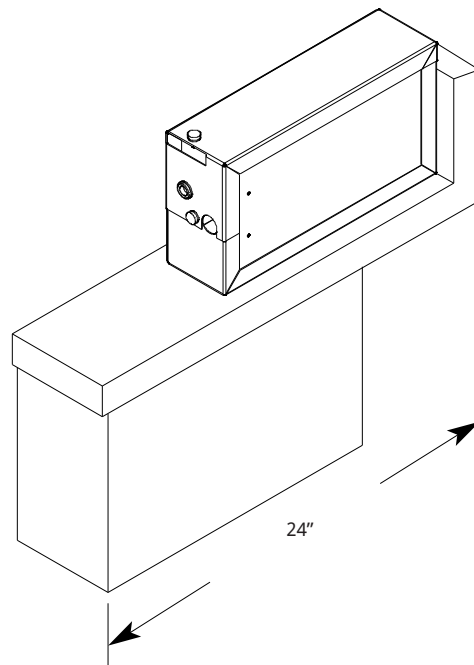
ANGLED VIEW:



ANGLED VIEW:

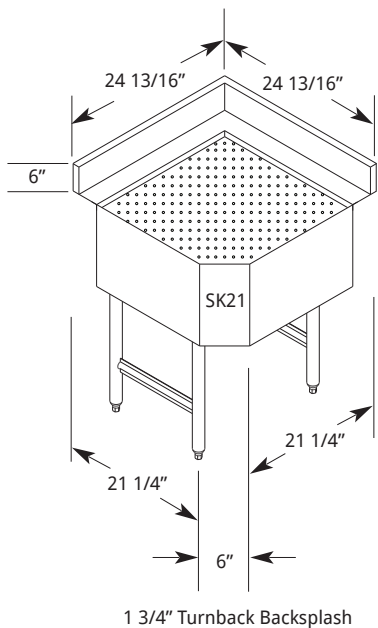


ANGLED VIEW:

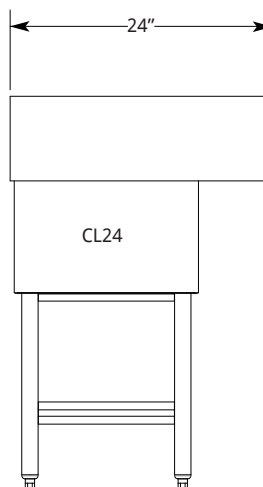


CORNER UNIT WITH PERFORATED PAN


ANGLED VIEW:



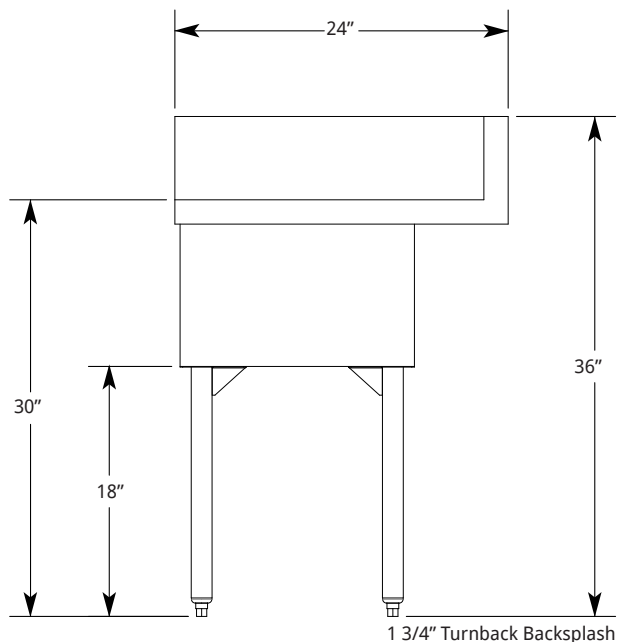
SIDE VIEW:



TOP VIEW:



FRONT VIEW:



LaCrosse has a policy of continuous product improvement, and reserves the right to change design and specifications without notice.