



CLP24-BD

FEATURES:

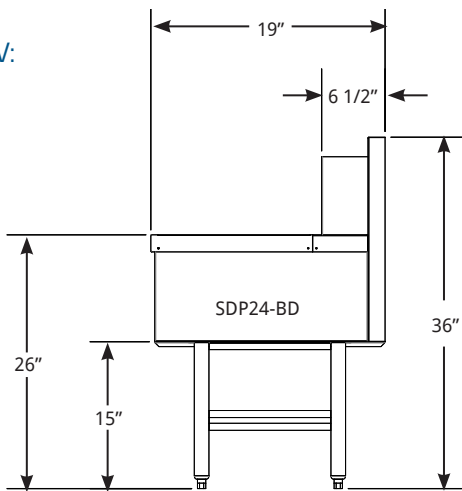
- 304 Stainless Steel, Welded and Polished Top Assembly, Front Apron and Ends
- Removable Perforated Pan with Drain
- Built-In Chase for Beer Dispensing Tower
- 11" Front Apron
- Stainless Steel Drain with 1 1/2" Standard Male Pipe Thread (1 1/2" I.P.S. - Std. Thread), Gasket and Nut Field Installed
- Legs: Steel Tube and Welded Cross-Brace Construction, with Corrosion Resistant Hammertone Paint and High-Impact Plastic Adjustable Feet

MODEL NUMBERS:

Description	Model	Model
Beer Drainer	SDP24-BD	CLP24-BD

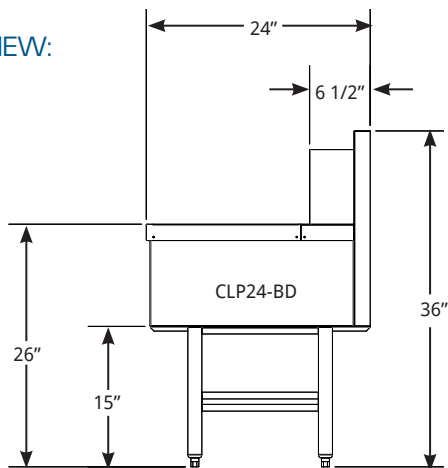
BEER DRAINERS

SIDE VIEW:



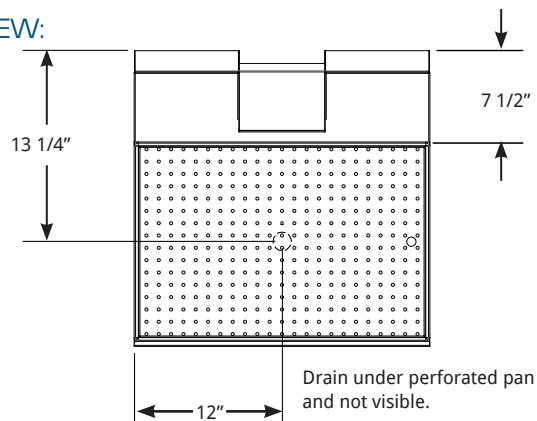
1 3/4" Turnback Backsplash

SIDE VIEW:



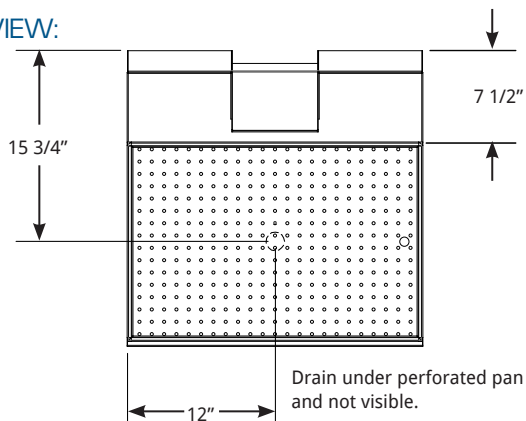
1 3/4" Turnback Backsplash

TOP VIEW:



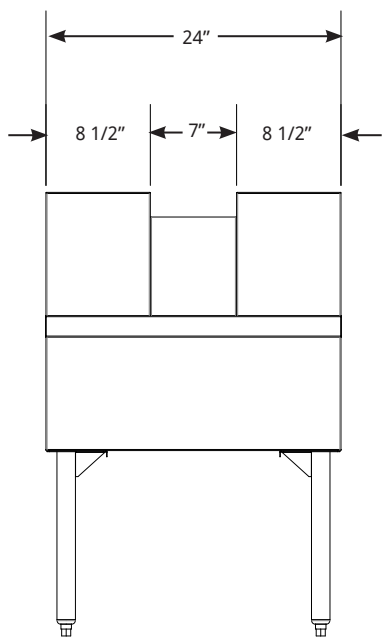
Drain under perforated pan and not visible.

TOP VIEW:

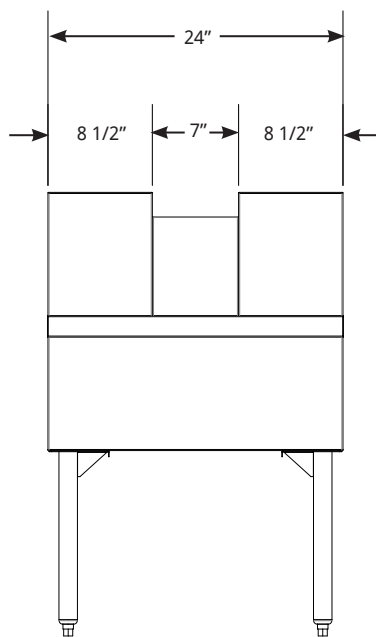


Drain under perforated pan and not visible.

FRONT VIEW:



FRONT VIEW:



LaCrosse has a policy of continuous product improvement, and reserves the right to change design and specifications without notice.

L#1026.0317